



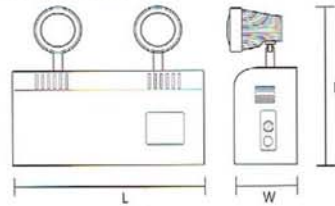
CP 07-M



CP-M Series

MODEL	BATTERY	BULBS (Wattage)	DIMENSION L x W x H (cm.)	DURATION (Hrs.-Mins.)	WEIGHT (kgs.)
CP 03-M 6 ED	12V.	2 x 6w.	22 x 8.5 x 21.5	3.00	2.5
CP 03-M 9 ED	2.9Ah.	2 x 9w.		2.00	
CP 04-M 6 ED	12V.	2 x 6w.	22 x 8.5 x 21.5	4.30	3.0
CP 04-M 9 ED		2 x 9w.		3.00	
CP 04-M 12 ED		5Ah.		2 x 12w.	
CP 07-M 9 ED	12V.	2 x 9w.	26 x 8.5 x 23	4.30	4.0
CP 07-M 12 ED	7Ah.	2 x 12w.		3.30	

Dimension




FUNCTION TEST	STATUS	L.E.D.
Normal	5 seconds discharge	--
3 Months	30 minutes discharge	Red
1 Year	60 minutes discharge	
Fail to Test	Flashing	


**Automatic Test :
Real time clock - setting with 8 bit MCU**

FUNCTION TEST	EXERCISE STATUS - SELECTABLE
1 Week	15, 30, 60, 90 and 120 Minutes
2, 4, 6, 8 Weeks	
12 Week	
24 Week	

Easy Installation



Easy access to connect the wire without open up the case



Remote control Dimmer

Emergency lighting indicators

- | | |
|--|---|
| 1. AC : Main incoming AC 220 Volt | 8. 60 Minutes Test : 1 year push button status |
| 2. FULL : Charge, and fully charged | 9. 30 Minutes Test : 3 months push button status |
| 3. FAIL : Fail to charge | 10. Fail (Test System) : Fail to test 3 Months and 1 year |
| 4. AUTO TEST : Fully automatic functional | 11. Normal Test : Test battery 5 seconds discharge |
| 5. IR : Infrared remote test functional | 12. 3 Months Test : Test battery 30 minutes discharge |
| 6. BACK UP TIME : Record latest duration time | 13. 1 Year Test : Test battery 60 minutes discharge |
| 7. IR RECEIVER : Infrared receiver signal port | 14. On / Off switch : Switch on / off for lamps |

